

Indoor Unit Model#: ACiQ-18W-E-M

### 18K R32 Wall Mounted Air Handler (For Multi-Zone Systems)

Location:	Approval:
Engineer:	Date:
Submitted to:	Construction:
Submitted by:	Unit #:
Reference:	Drawing #:

Indoor Unit Product Code: 810175553559



#### INDOOR UNIT SPECIFICATIONS

Indoor Fan Motor Output Power (W)		50
Indoor Fan Airflow Volume (Turbo / Hi / Med / Lo)	Cooling Mode (CFM)	647 / 559 / 500 / 447
	Heating Mode (CFM)	588 / 529 / 482 / 435
Indoor Fan Speed (Turbo / Hi / Med / Lo)	Cooling Mode (rpm)	1150 / 1000 / 900 / 800
	Heating Mode (rpm)	1080 / 980 / 890 / 800
Indoor Noise Level (Turbo / Hi / Med / Lo)	Sound Pressure dB(A)	45 / 43 / 41 / 38
Dimension (WxDxH)	inch	44.88 x 9.02 x 13.15
	mm	1140 x 229 x 334
Package (WxDxH)	inch	47.64 x 12.87 x 15.75
	mm	1210 x 327 x 400
Net/Gross Weight	lbs	28.66 / 37.48
	kg	13.00 / 17.00

#### COOLING PERFORMANCE

Cooling (Btu/hr)	
Cooling Capacity*	18000
Moisture Removal (L/hr)	1.6
Indoor Temp. Operating Range °F(°C)	60.8°F ~ 89.6°F (16°C ~ 32°C)

#### ELECTRICAL SPECIFICATIONS

Power Supply (V, Hz, Ph)	208/230V, 60 Hz, 1 Ph
Input Current (A)	0.30
Recommended Connection Wiring (AWG)	4 x 18

#### HEATING PERFORMANCE

Heating (Btu/hr)	
Heating Capacity*	18000
Indoor Temp. Operating Range °F(°C)	50°F ~ 89.6°F (10°C ~ 32°C)

#### REFRIGERANT & PIPING SPECIFICATIONS

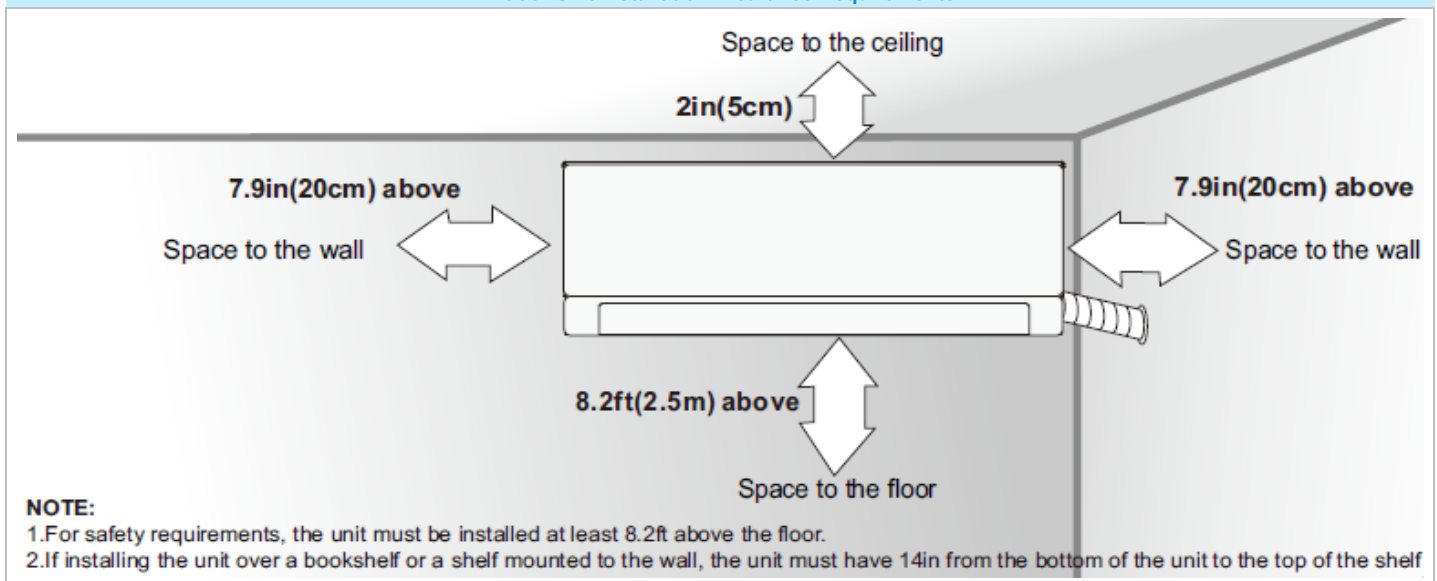
Refrigerant Type	R32
Liquid Side Pipe Diameter	1/4" (6.35 mm)
Gas Side Pipe Diameter	1/2" (12.70 mm)
Drainage Pipe Diameter	2/3" (16.90 mm)
Connection Method	Flared

\*Air handler is capable of performance figures & efficiency ratings listed above, actual performance is dependent on the efficiency of the condenser the air handler is paired with and the application/system it is install in.

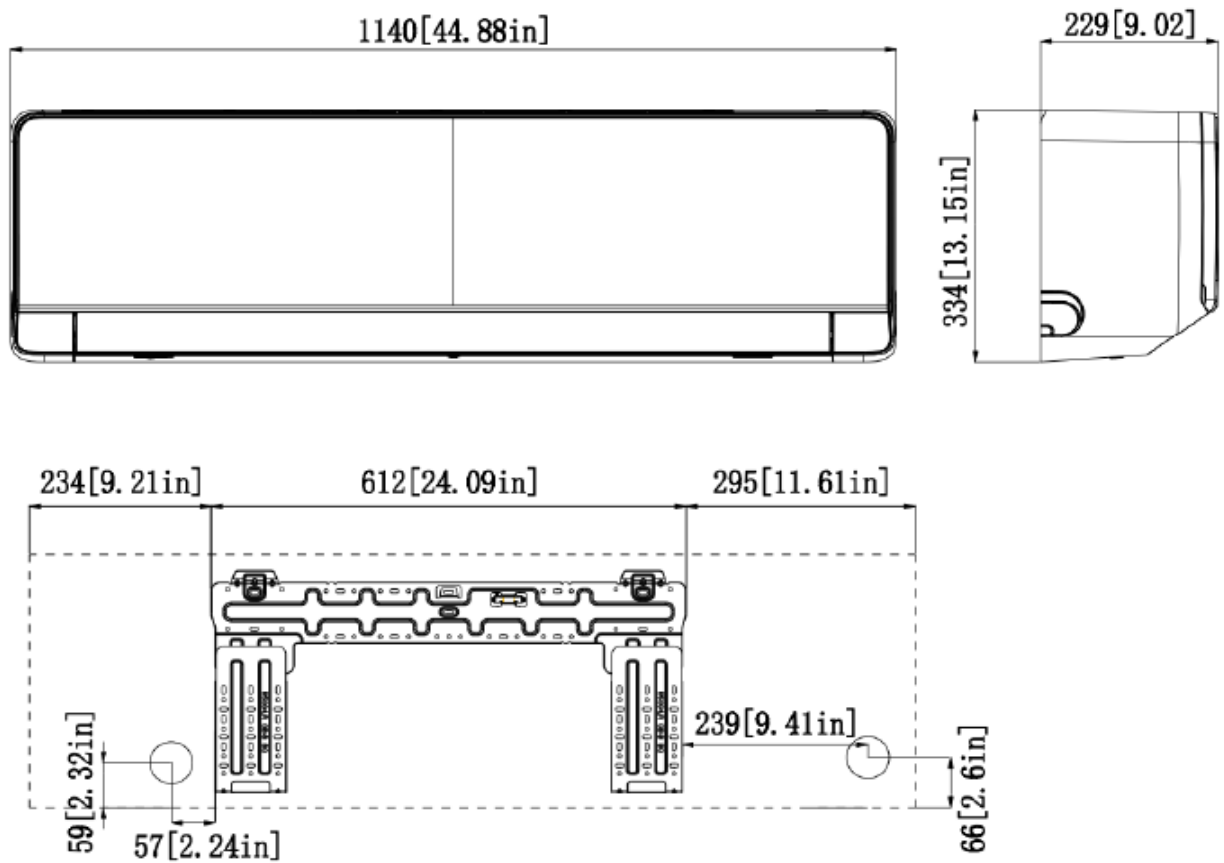
#### Features

- Detachable lower panel and plate support to provide additional clearance during installation process
- New design allows for PCB to be easily access and does not requirer disassembly of the unit frame
- Unit equipped with a dust detection system that alerts user when the filter screen needs to cleaned
- Equipped with a strengthened mounting plate that includes a level to ensure accurate positioning and installation of the unit to the wall
- WiFi capability: through WiFi dongle or wired controller with built-in WiFi

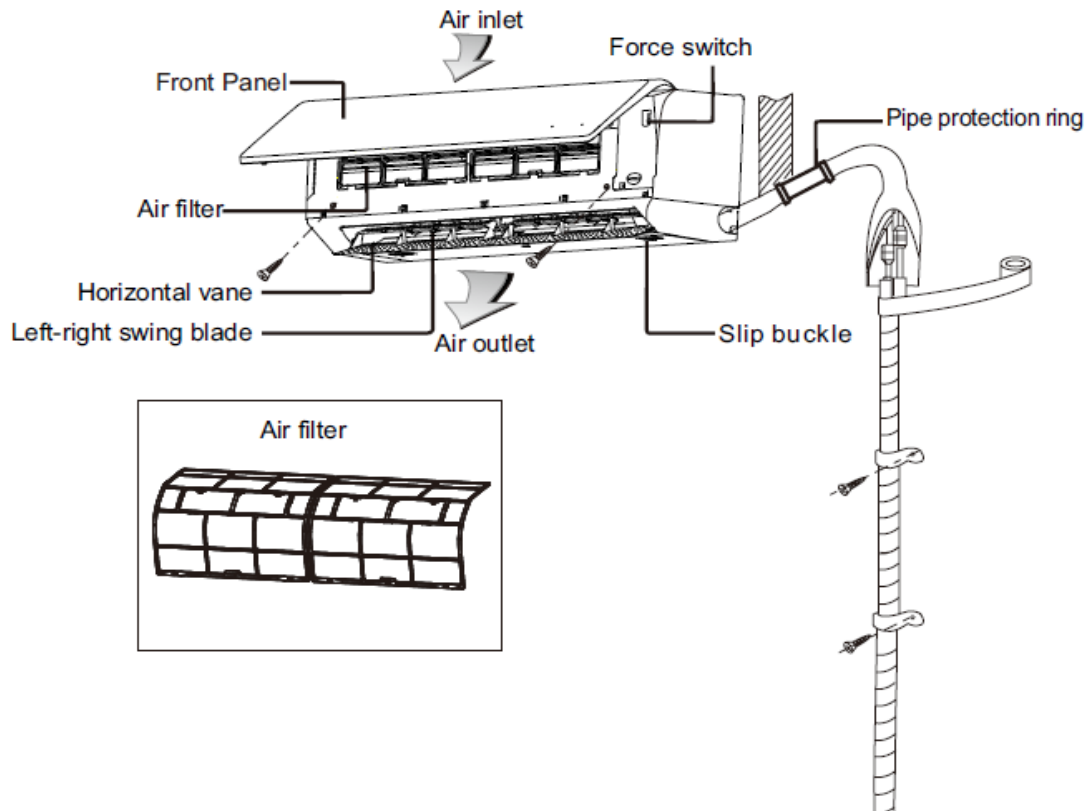
#### Indoor Unit Installation Clearance Requirements



### Indoor Unit Dimensions



### Indoor Unit Parts Diagram



#### Note:

- 1.All the illustrations in this manual are for explanation purpose only.
- 2.Your air conditioner may be slightly different. The actual shape may vary.
- 3.They are subject to change without notice for future improvement.