



# Submittal Data Sheet

Indoor Unit Model#: ACiQ-24FM-HH-MD  
Outdoor Unit Model#: ACiQ-24ZPL-HP230C

## 24K Ceiling & Floor Heat Pump System

Location:	Approval:
Engineer:	Date:
Submitted to:	Construction:
Submitted by:	Unit #:
Reference:	Drawing #:

System Product Code: 810175551593  
Indoor Unit Product Code: 810175551296  
Outdoor Unit Product Code: 810175550978



### INDOOR UNIT SPECIFICATIONS

Indoor Air Flow (Turbo/H/M/L/Si) (CFM)		735.8 / 706.3 / 606.3 / 453.2 / 376.7
Indoor Noise Level (Turbo/H/M/L/Si) (dBA)		51.5 / 49.0 / 45.0 / 34.0 / 29.0
Dimension (W×D×H)	inch	42.05 x 9.25 x 26.57
	mm	1068.0 x 235.0 x 675.0
Package (W×D×H)	inch	45.08 x 12.52 x 29.72
	mm	1145 x 318 x 755
Net/Gross Weight	lbs	61.29 / 73.19
	kg	27.8 / 33.2

### OUTDOOR UNIT SPECIFICATIONS

Compressor Type		ROTARY
Compressor Model		KTM240D46UKT2
Refrigerant		R454B
Refrigerant Oil Charge (mL)		620
Refrigerant Oil		VG74
Outdoor Air Flow (Max) (CFM)		2236.7
Outdoor Noise Level (dBA)		61.5
Dimension (W×D×H)	inch	37.24 x 16.14 x 31.89
	mm	946.0 x 410.0 x 810.0
Package (W×D×H)	inch	42.91 x 19.68 x 34.84
	mm	1090 x 500 x 885
Net/Gross Weight	lbs	130.29 / 141.31
	kg	59.1 / 64.1

### EFFICIENCY RATINGS

Cooling		Heating	
SEER2	20.4	HSPF2-4	12.1
EER2	12.0	COP	3.34

### COOLING PERFORMANCE

Cooling (Btu/hr)	
Rated Capacity	22000
Min/Max Capacity	12700~25600
Moisture Removal (L/h)	2.73
Standard Operating Range (°F/°C)	-22~122 (-30~50)
Conditions:	Indoor: 80°F DB/67°F WB Outdoor: 95°F DB/75°F WB

### HEATING PERFORMANCE

Heating (Btu/hr)	
1. @ 47°F Rated	26000
1. @ 47°F Min/Max Capacity	11300~29500
2. @ 17°F Rated	20200
3. @ 5°F Rated: Capacity / COP	24200 / 2.16
3. @ 5°F Max: Capacity	24200
Standard Operating Range (°F/°C)	-22~75 (-30~24)
1. Conditions:	Indoor: 70°F DB/60°F WB Outdoor: 47°F DB/43°F WB
2. Conditions:	Indoor: 70°F DB/60°F WB Outdoor: 17°F DB/15°F WB
3. Conditions	Indoor: 70°F DB/60°F WB Outdoor: 5°F DB/5°F WB

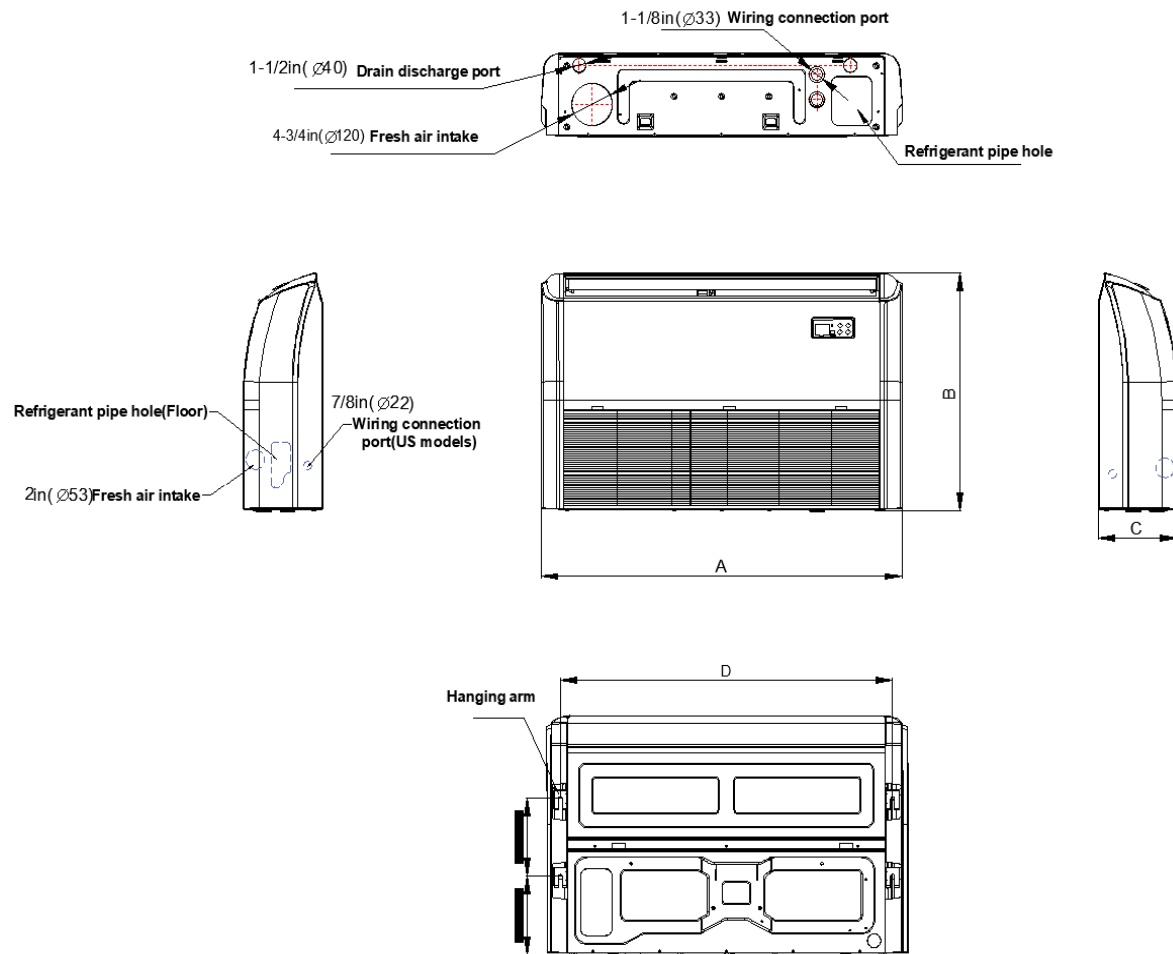
### ELECTRICAL SPECIFICATIONS

Power Supply	208/230V, 60Hz, 1Ph
System MCA	24.90
Connection Wiring	14#x4
System MOP	25
Compressor RLA	15.0
Outdoor Fan Motor RLA	1.3
Outdoor Fan Motor W	120
Indoor Fan Motor RLA	1.0
Indoor Fan Motor W	90
System Power Input @ Cooling (W)	1833 (980 ~ 2300)
System Power Input @ Heating (W)	2194 (630 ~2570)
MCA: Min. circuit amps (A)	MOP: Max. overcurrent protection (A)
RLA: Rated load amps (A)	W: Fan motor rated output (W)

### REFRIGERANT PIPING SPECIFICATIONS

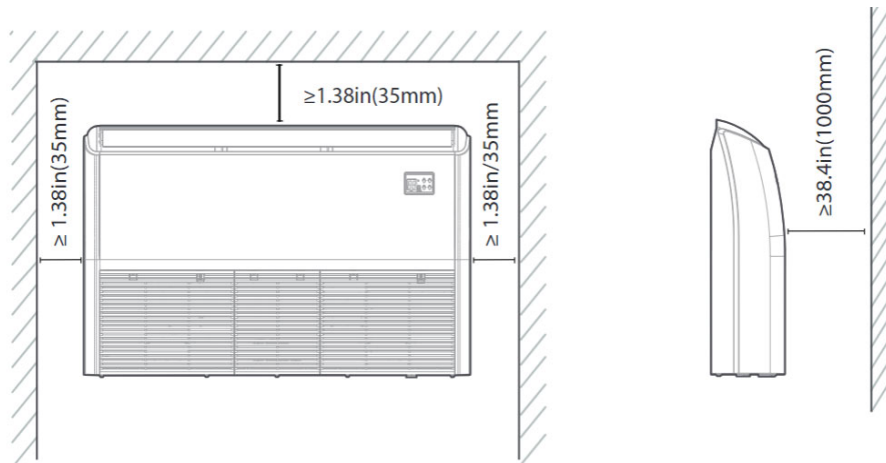
Throttle type (Indoor)	N/A
Throttle type (Outdoor)	EXV+Throttle valve
Liquid Size	9.52mm (3/8in)
Gas Size	15.9mm (5/8in)
Max. Piping Length (ft/m)	164.00 (50)
Max. Height Difference (ft/m)	82.00 (25)
Max. Pre-charged Length (ft/m)	24.6 (7.5)
Refrigerant Pre-charged Amount (oz/kg)	63.49 (1.80)
Additional Charge of Refrigerant ((oz/ft)/(g/m))	0.32 (30)
Connection Method	Flared

### Indoor Unit Dimensions

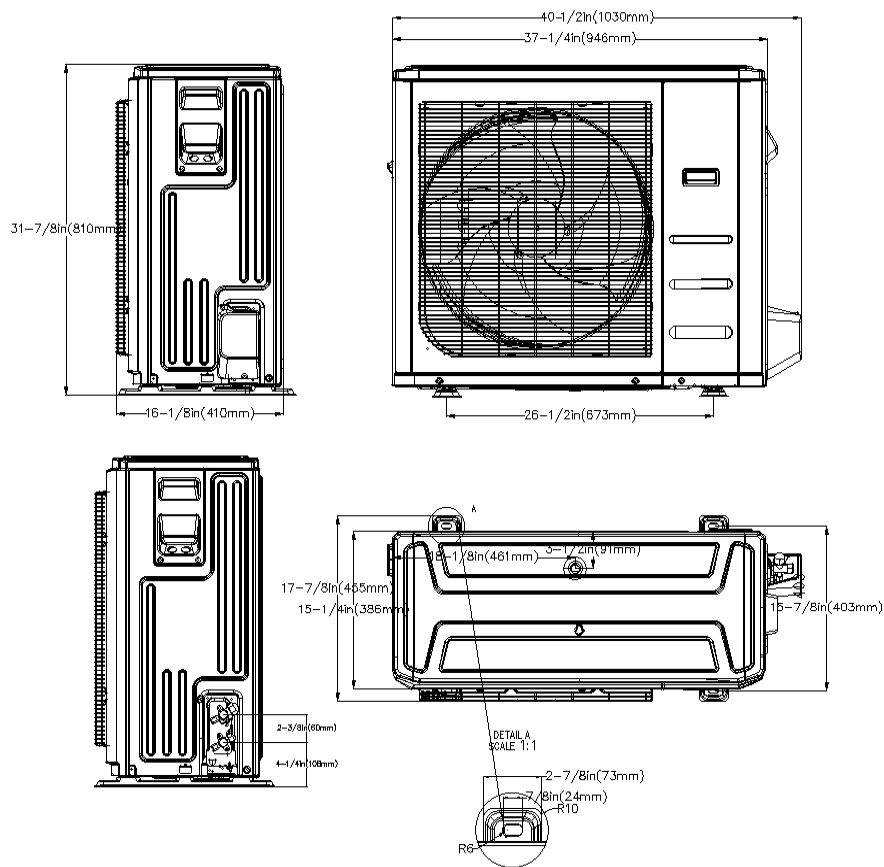


Model	A	B	C	D
18K/24K	42in(1068mm)	26-1/2in(675mm)	9-1/4in(235mm)	38-3/4in(983mm)
36K/48K/60K	65in(1650mm)	26-1/2in(675mm)	9-1/4in(235mm)	61-5/8in(1565mm)

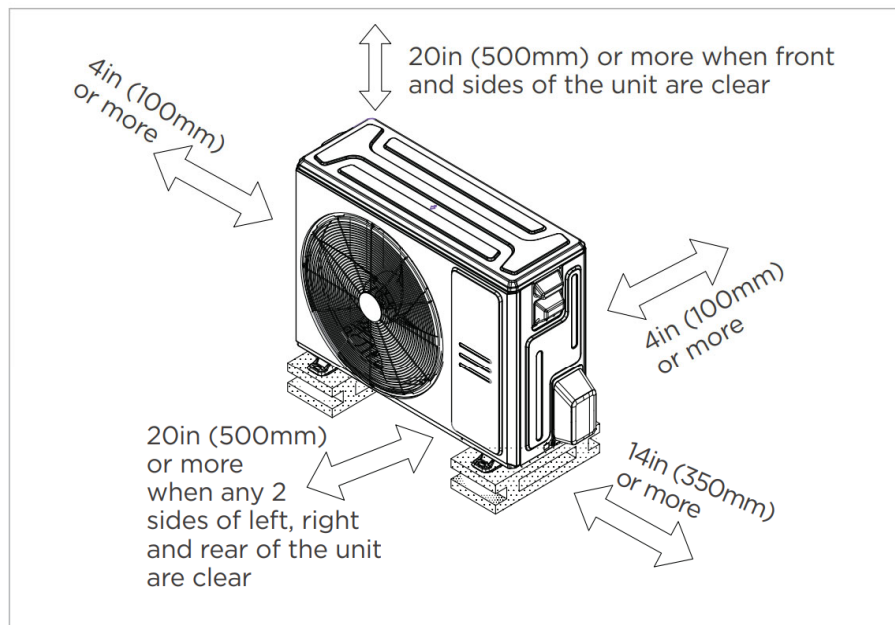
### Indoor Unit Installation Instructions



### Outdoor Unit Dimensions



### Outdoor Unit Installation Instructions



☒ Meets all spatial requirements shown in Installation Clearance Requirements above.

## Features

- 2 Style Installation
- 3D Airflow
- Refrigerant leakage detection sensor
- Humidity sensor
- "88" display tube
- 1~100% fan speed setting
- WiFi capability: through WiFi dongle or wired controller with built-in WiFi
- OTA (by using WiFi dongle)
- 2-pin connector (HA/HB) for programmable wired controller
- Multiple control options available:
  - Two way communication wired controller: 120N (X6)
  - Two way communication wired controller with built-in WiFi: 120N (X6W)
  - Infrared wired controller: 120L
  - Wireless remote controller
  - Third-Party 24V Thermostat\*

\*24V interface is required.