

Indoor Unit Model#: ACiQ-24CC-HH-MC

### 4-Way Ceiling Cassette Air Handler (Multi-Zone Systems)

Location:	Approval:
Engineer:	Date:
Submitted to:	Construction:
Submitted by:	Unit #:
Reference:	Drawing #:

Indoor Unit Product Code: 810175551142



### INDOOR UNIT SPECIFICATIONS

Indoor Air Flow (Turbo/H/M/L/Si) (CFM)		765.2 / 706.3 / 635.7 / 547.4 / NA
Indoor Noise Level (Turbo/H/M/L/Si) (dBA)		48.5 / 45.0 / 42.5 / 33.5 / NA
Dimension (W×D×H)	inch	32.68 x 32.68 x 8.07
	mm	830.0 x 830.0 x 205.0
Package (W×D×H)	inch	35.83 x 35.83 x 9.84
	mm	910 x 910 x 250
Net/Gross Weight	lbs	47.18 / 59.08
	kg	21.4 / 26.8

### ELECTRICAL SPECIFICATIONS

Power Supply	208/230V, 60Hz, 1Ph
Connection Wiring	14#x4
Indoor Fan Motor RLA	1.0
Indoor Fan Motor W	45
RLA: Rated load amps (A)	W: Fan motor rated output (W)

### REFRIGERANT PIPING SPECIFICATIONS

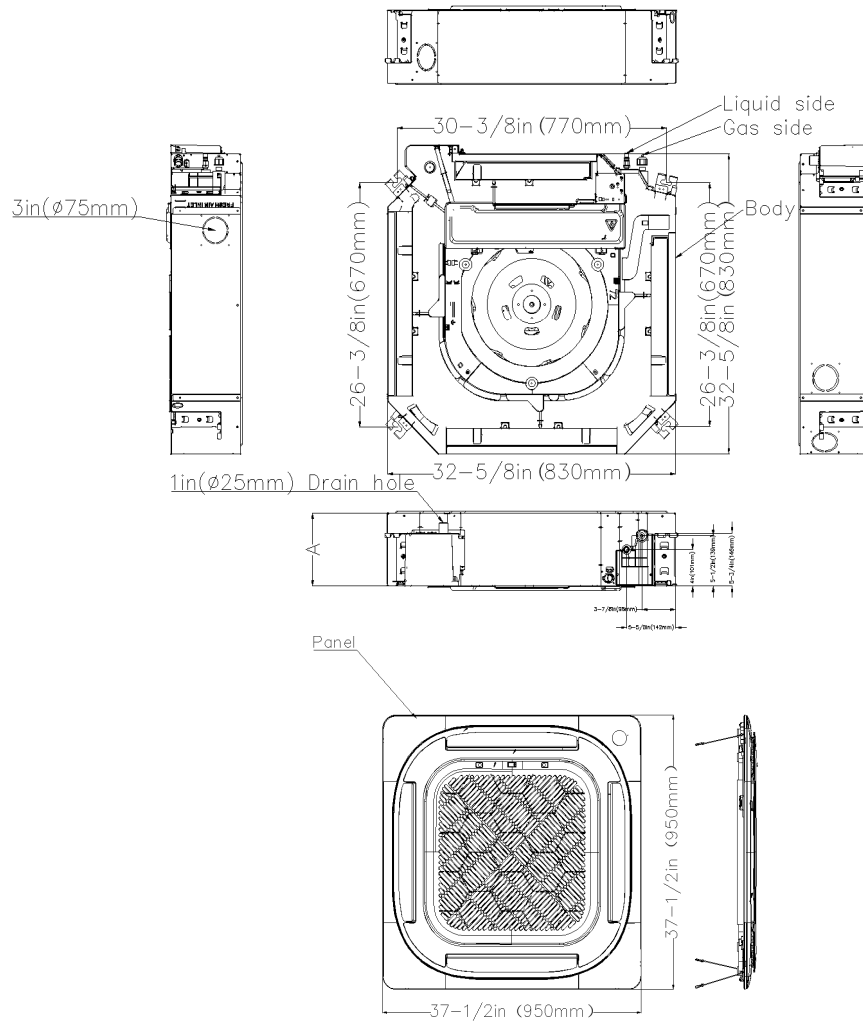
Liquid Size	9.52mm (3/8in)
Gas Size	15.9mm (5/8in)
Refrigerant	R454B
Connection Method	Flared

### Features

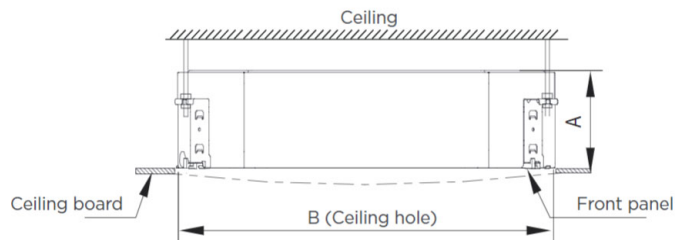
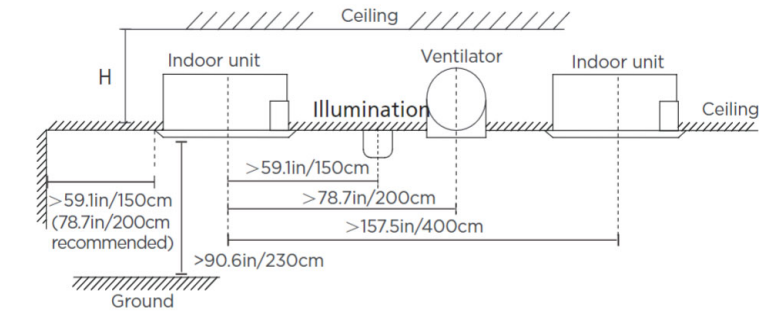
- 360° Air Flow
- Remote on-off and alarm ports
- Refrigerant leakage detection sensor (Optional)
- Humidity sensor
- Built-in pump
- 1~100% fan speed setting
- WiFi capability: through WiFi dongle or wired controller with built-in WiFi
- OTA (by using WiFi dongle)
- 2-pin connector (HA/HB) for programmable wired controller
- Multiple control options available:
  - Two way communication wired controller: 120N (X6)
  - Two way communication wired controller with built-in WiFi: 120N (X6W)
  - Infrared wired controller: 120L
  - Wireless remote controller
  - Third-Party 24V Thermostat\*

\*24V interface is required.

## Indoor Unit Dimensions



## Installation Instructions



Distance from ceiling relative to height of indoor unit

MODEL	Length of A	Length of H	Length of B
9K/12K/18K	9.6in (245mm)	$>10.8$ in (275mm)	23.6in (600mm)
24K	8.03in (205mm)	9.06in (230mm)	35.4in (900mm)
36K	9.65in (245mm)	10.7in (271mm)	
48K	11.3in (287mm)	12.3in (313mm)	