



Submittal Data Sheet

Indoor Unit Model#: SCC-18-HH-MB
Outdoor Unit Model#: ACiQ-18ZPL-HP230C

Slim Ceiling Cassette Heat Pump System

Location:	Approval:
Engineer:	Date:
Submitted to:	Construction:
Submitted by:	Unit #:
Reference:	Drawing #:

System Product Code: 810175551661
Indoor Unit Product Code: 810175551340
Outdoor Unit Product Code: 810175550961



EFFICIENCY RATINGS

Cooling		Heating	
SEER2	20.6	HSPF2-4	12.2
EER2	12.5	COP	3.01

COOLING PERFORMANCE

Cooling (Btu/hr)	
Rated Capacity	16700
Min/Max Capacity	5700~19000
Moisture Removal (L/h)	2.05
Standard Operating Range (°F/°C)	-22~122 (-30~50)
Conditions:	Indoor: 80°F DB/67°F WB Outdoor: 95°F DB/75°F WB

HEATING PERFORMANCE

Heating (Btu/hr)	
1. @ 47°F Rated	20000
1. @ 47°F Min/Max Capacity	8900~22000
2. @ 17°F Rated	14500
3. @ 5°F Rated: Capacity / COP	17500 / 1.89
3. @ 5°F Max: Capacity	17500
Standard Operating Range (°F/°C)	-22~75 (-30~24)
1. Conditions:	Indoor: 70°F DB/60°F WB Outdoor: 47°F DB/43°F WB
2. Conditions:	Indoor: 70°F DB/60°F WB Outdoor: 17°F DB/15°F WB
3. Conditions	Indoor: 70°F DB/60°F WB Outdoor: 5°F DB/5°F WB

INDOOR UNIT SPECIFICATIONS

Indoor Air Flow (Turbo/H/M/L/Si) (CFM)		400.2 / 352.0 / 300.2 / 207.2 / NA
Indoor Noise Level (Turbo/H/M/L/Si) (dBA)		NA / 44 / 41.5 / 31 / 26
Dimension (W×D×H)	inch	50.31 x 13.19 x 8.98
	mm	1278.0 x 335.0 x 228.0
Package (W×D×H)	inch	57.60 x 22.48 x 22.64
	mm	1463 x 571 x 575
Net/Gross Weight	lbs	45.19 / 82.89
	kg	20.5 / 37.6

OUTDOOR UNIT SPECIFICATIONS

Compressor Type		ROTARY
Compressor Model		KTM240D46UKT2
Refrigerant		R454B
Refrigerant Oil Charge (mL)		620
Refrigerant Oil		VG74
Outdoor Air Flow (Max) (CFM)		1765.8
Outdoor Noise Level (dBA)		59.0
Dimension (W×D×H)	inch	35.04 x 13.46 x 26.50
	mm	890.0 x 342.0 x 673.0
Package (W×D×H)	inch	39.17 x 15.67 x 29.13
	mm	995 x 398 x 740
Net/Gross Weight	lbs	99.87 / 107.80
	kg	45.3 / 48.9

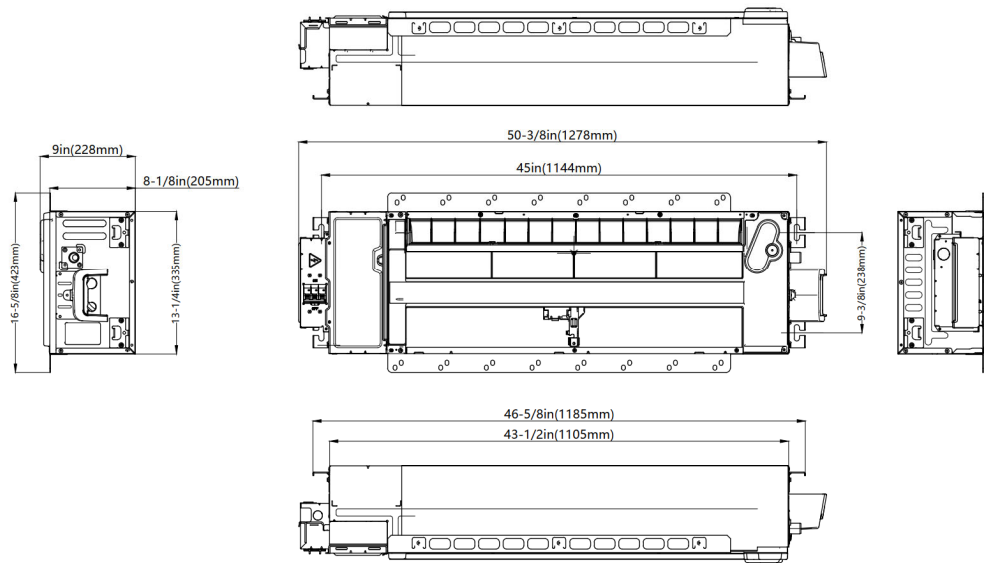
ELECTRICAL SPECIFICATIONS

Power Supply	208/230V, 60Hz, 1Ph
System MCA	19.00
Connection Wiring	14#x4
System MOP	20
Compressor RLA	11.7
Outdoor Fan Motor RLA	0.9
Outdoor Fan Motor W	80
Indoor Fan Motor RLA	1.2
Indoor Fan Motor W	30
System Power Input @ Cooling (W)	1337 (550 ~ 1700)
System Power Input @ Heating (W)	1950 (850 ~ 1990)
MCA: Min. circuit amps (A)	MOP: Max. overcurrent protection (A)
RLA: Rated load amps (A)	W: Fan motor rated output (W)

REFRIGERANT PIPING SPECIFICATIONS

Throttle type (Indoor)	N/A
Throttle type (Outdoor)	EXV+Throttle valve
Liquid Size	6.35mm (1/4in)
Gas Size	12.7mm (1/2in)
Max. Piping Length (ft/m)	98.43 (30)
Max. Height Difference (ft/m)	65.62 (20)
Max. Pre-charged Length (ft/m)	24.6 (7.5)
Refrigerant Pre-charged Amount (oz/kg)	55.38 (1.57)
Additional Charge of Refrigerant ((oz/ft)/(g/m))	0.16 (15)
Connection Method	Flared

Indoor Unit Dimensions

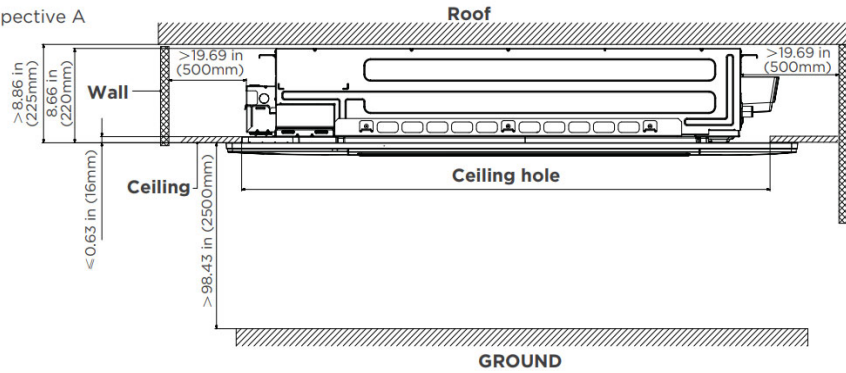


Indoor Unit Installation Instructions

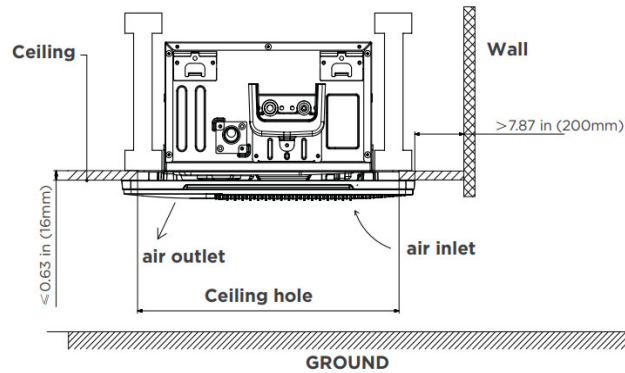
Installation place

(unit: inch/mm)

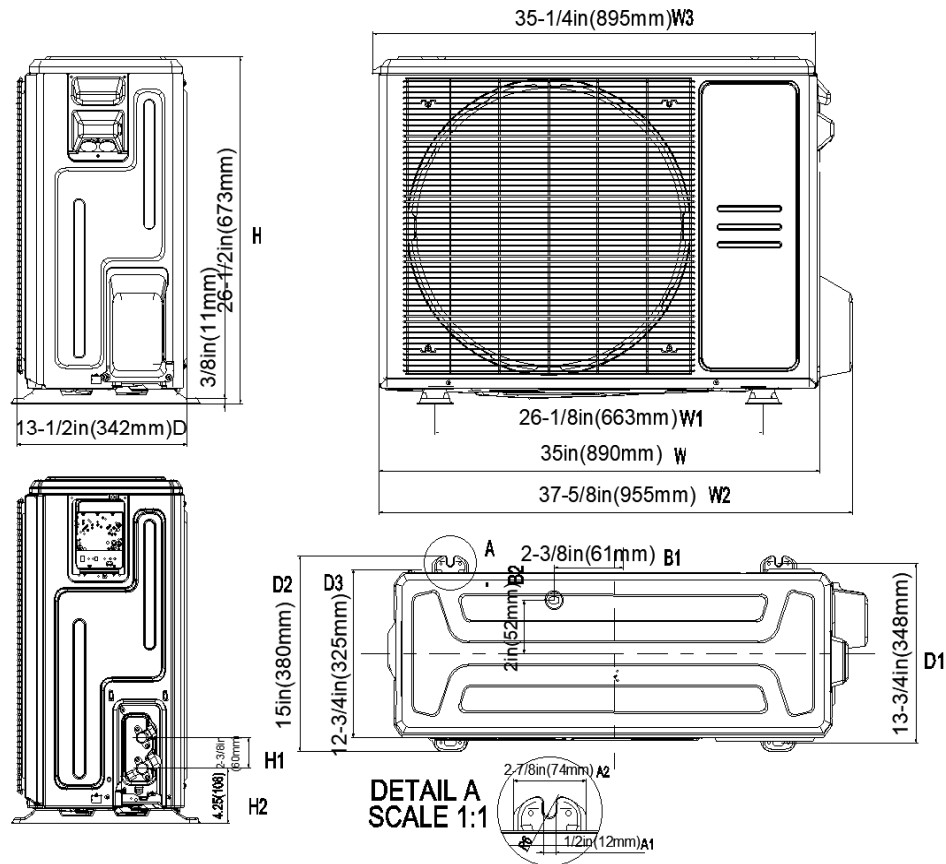
Perspective A



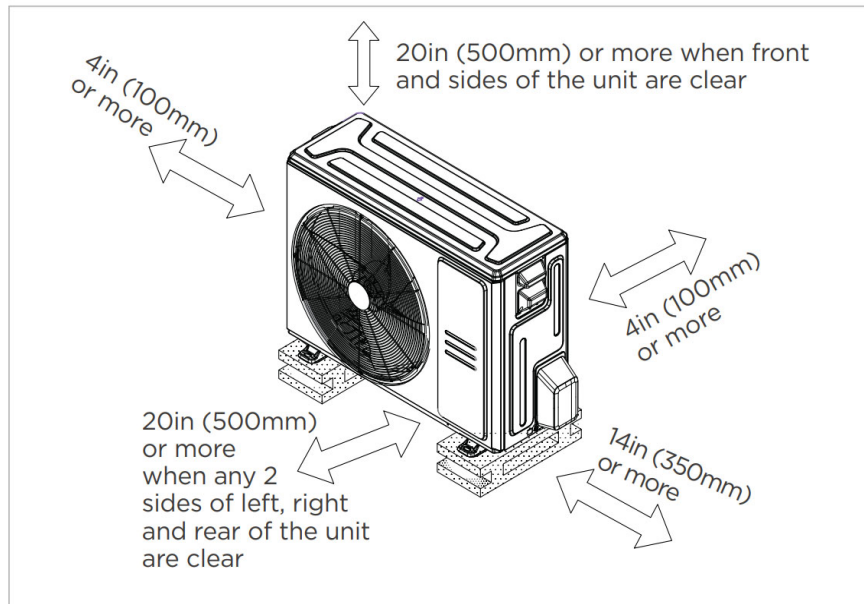
Perspective B



Outdoor Unit Dimensions



Outdoor Unit Installation Instructions



✓ Meets all spatial requirements shown in Installation Clearance Requirements above.

Features

- Designed to fit between both I-joist spacing and traditional joist spacing
- Elevation panel
- Refrigerant leakage detection sensor (Optional)
- Humidity sensor
- Built-in pump
- Built-in circuit breaker
- 1~100% fan speed setting
- WiFi capability: through WiFi dongle or wired controller with built-in WiFi
- OTA (by using WiFi dongle)
- 2-pin connector (HA/HB) for programmable wired controller
- Multiple control options available:
 - Two way communication wired controller: 120N (X6)
 - Two way communication wired controller with built-in WiFi: 120N (X6W)
 - Infrared wired controller: 120L
 - Wireless remote controller
 - Third-Party 24V Thermostat*

*24V interface is required.