



Submittal Data Sheet

Indoor Unit Model#: ACiQ-18FM-HH-MD
Outdoor Unit Model#: ACiQ-18ZPL-HP230C

18K Ceiling & Floor Heat Pump System

Location:	Approval:
Engineer:	Date:
Submitted to:	Construction:
Submitted by:	Unit #:
Reference:	Drawing #:

System Product Code: 810175551586
Indoor Unit Product Code: 810175551289
Outdoor Unit Product Code: 810175550961



INDOOR UNIT SPECIFICATIONS

Indoor Air Flow (Turbo/H/M/L/Si) (CFM)		576.8 / 547.4 / 485.6 / 420.8 / N/A
Indoor Noise Level (Turbo/H/M/L/Si) (dBA)		45 / 42.5 / 39.5 / 30.5 / 29.0
Dimension (W×D×H)	inch	42.05 x 26.57 x 9.25
	mm	1068.0 x 675.0 x 235.0
Package (W×D×H)	inch	45.08 x 29.72 x 12.52
	mm	1145 x 755 x 318
Net/Gross Weight	lbs	58.42 / 70.55
	kg	26.5 / 32.0

OUTDOOR UNIT SPECIFICATIONS

Compressor Type		ROTARY
Compressor Model		KTM240D46UKT2
Refrigerant		R454B
Refrigerant Oil Charge (mL)		620
Refrigerant Oil		VG74
Outdoor Air Flow (Max) (CFM)		1765.8
Outdoor Noise Level (dBA)		58.0
Dimension (W×D×H)	inch	35.04 x 13.46 x 26.50
	mm	890.0 x 342.0 x 673.0
Package (W×D×H)	inch	39.17 x 15.67 x 29.13
	mm	995 x 398 x 740
Net/Gross Weight	lbs	99.87 / 107.80
	kg	45.3 / 48.9

EFFICIENCY RATINGS

Cooling		Heating	
SEER2	20.4	HSPF2-4	10.3
EER2	12.5	COP	3.07

COOLING PERFORMANCE

Cooling (Btu/hr)	
Rated Capacity	17000
Min/Max Capacity	7400~19200
Moisture Removal (L/h)	1.73
Standard Operating Range (°F/°C)	-22~122 (-30~50)
Conditions:	Indoor: 80°F DB/67°F WB Outdoor: 95°F DB/75°F WB

HEATING PERFORMANCE

Heating (Btu/hr)	
1. @ 47°F Rated	19000
1. @ 47°F Min/Max Capacity	8300~20700
2. @ 17°F Rated	14400
3. @ 5°F Rated: Capacity / COP	17000 / 1.86
3. @ 5°F Max: Capacity	17000
Standard Operating Range (°F/°C)	-22~75 (-30~24)
1. Conditions:	Indoor: 70°F DB/60°F WB Outdoor: 47°F DB/43°F WB
2. Conditions:	Indoor: 70°F DB/60°F WB Outdoor: 17°F DB/15°F WB
3. Conditions	Indoor: 70°F DB/60°F WB Outdoor: 5°F DB/5°F WB

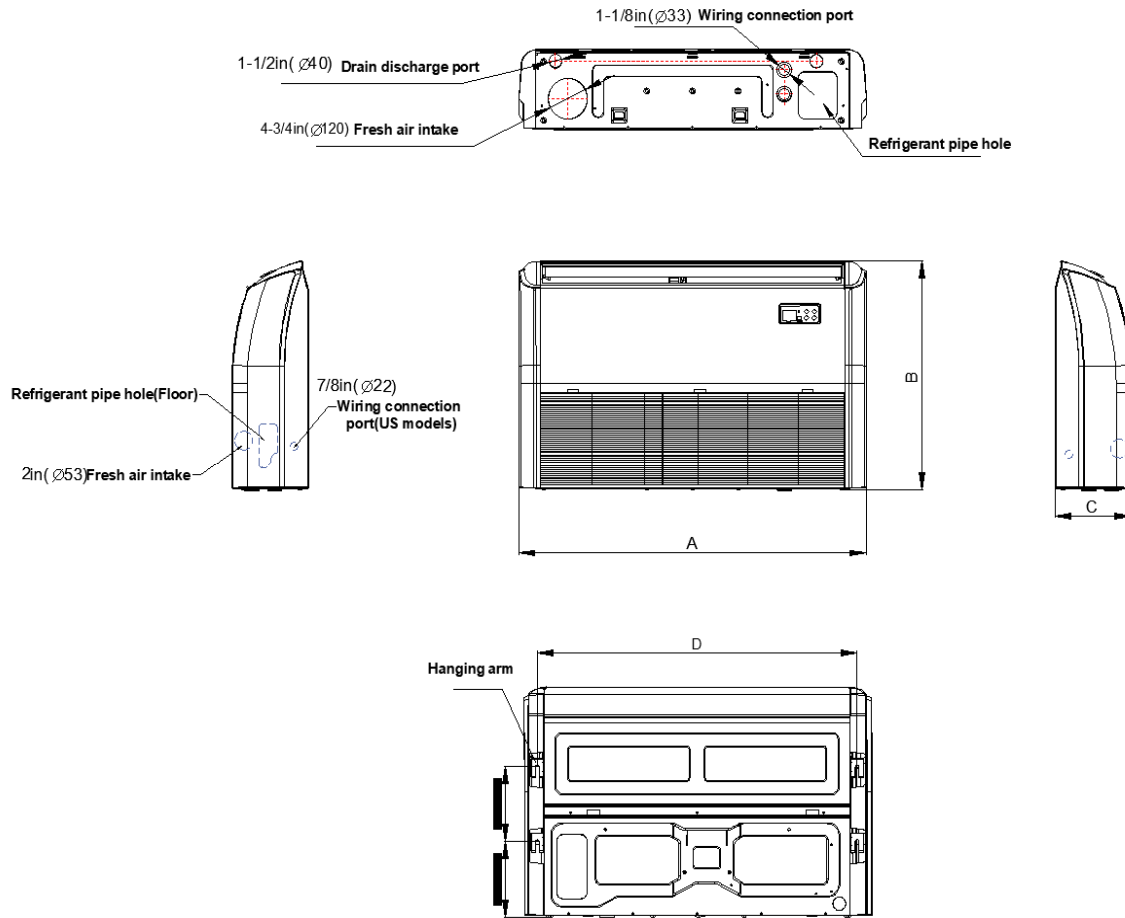
ELECTRICAL SPECIFICATIONS

Power Supply	208/230V, 60Hz, 1Ph
System MCA	19.00
Connection Wiring	14#x4
System MOP	20
Compressor RLA	11.7
Outdoor Fan Motor RLA	0.9
Outdoor Fan Motor W	80
Indoor Fan Motor RLA	1.0
Indoor Fan Motor W	90
System Power Input @ Cooling (W)	1350 (500 ~ 1670)
System Power Input @ Heating (W)	1814 (525 ~ 1830)
MCA: Min. circuit amps (A)	MOP: Max. overcurrent protection (A)
RLA: Rated load amps (A)	W: Fan motor rated output (W)

REFRIGERANT PIPING SPECIFICATIONS

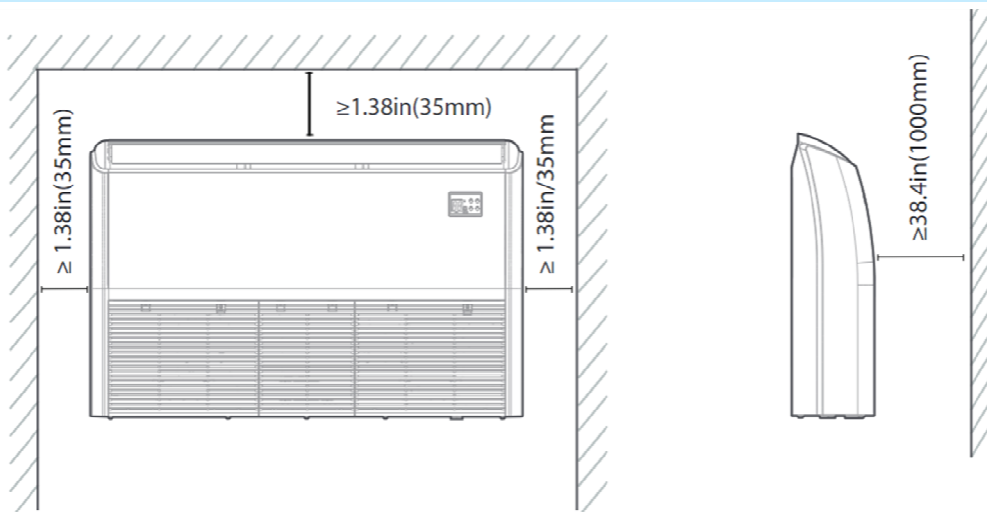
Throttle type (Indoor)	N/A
Throttle type (Outdoor)	EXV+Throttle valve
Liquid Size	6.35mm (1/4in)
Gas Size	12.7mm (1/2in)
Max. Piping Length (ft/m)	98.40 (30)
Max. Height Difference (ft/m)	65.60 (20)
Max. Pre-charged Length (ft/m)	24.6 (7.5)
Refrigerant Pre-charged Amount (oz/kg)	55.38 (1.57)
Additional Charge of Refrigerant ((oz/ft)/(g/m))	0.16 (15)
Connection Method	Flared

Indoor Unit Dimensions

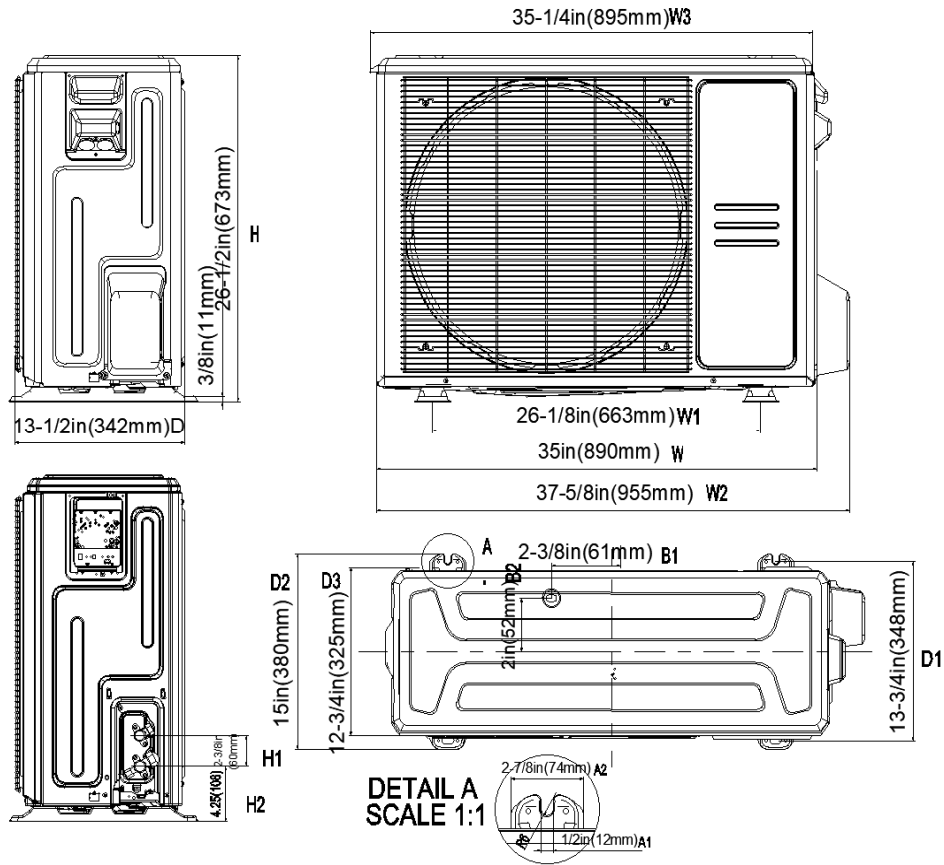


Model	A	B	C	D
18K/24K	42in(1068mm)	26-1/2in(675mm)	9-1/4in(235mm)	38-3/4in(983mm)
36K/48K/60K	65in(1650mm)	26-1/2in(675mm)	9-1/4in(235mm)	61-5/8in(1565mm)

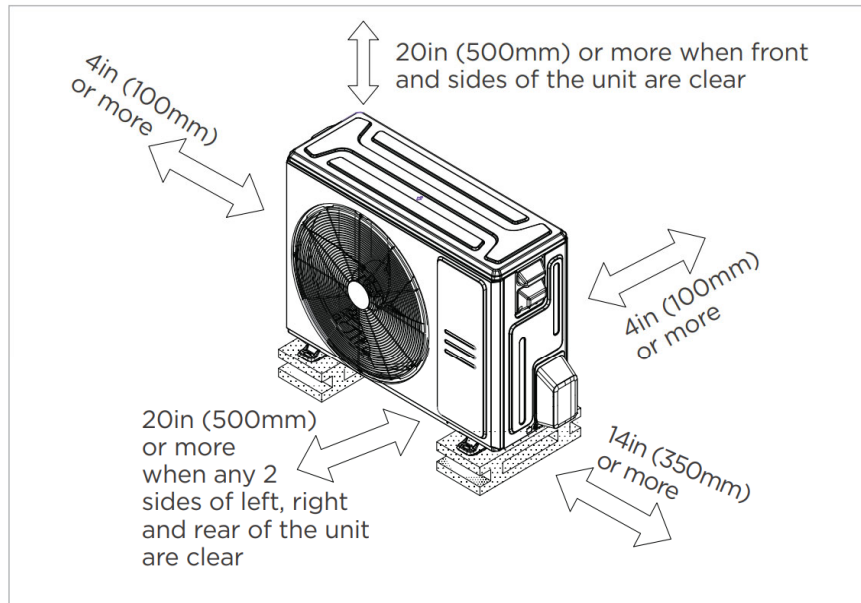
Indoor Unit Installation Instructions



Outdoor Unit Dimensions



Outdoor Unit Installation Instructions



- ✓ Meets all spatial requirements shown in Installation Clearance Requirements above.

Features

- 2 Style Installation
- 3D Airflow
- Refrigerant leakage detection sensor
- Humidity sensor
- "88" display tube
- 1~100% fan speed setting
- WiFi capability: through WiFi dongle or wired controller with built-in WiFi
- OTA (by using WiFi dongle)
- 2-pin connector (HA/HB) for programmable wired controller
- Multiple control options available:
 - Two way communication wired controller: 120N (X6)
 - Two way communication wired controller with built-in WiFi: 120N (X6W)
 - Infrared wired controller: 120L
 - Wireless remote controller
 - Third-Party 24V Thermostat*

*24V interface is required.