



Submittal Data Sheet

Indoor Unit Model#: ACiQ-12CD-HH-MC
Outdoor Unit Model#: ACiQ-09ZPL-HP230C

12K Concealed Duct (High Static Pressure) Heat Pump System (paired w/ 9K Condenser)

Location:	Approval:
Engineer:	Date:
Submitted to:	Construction:
Submitted by:	Unit #:
Reference:	Drawing #:

System Product Code: 810175551487
Indoor Unit Product Code: 810175551203
Outdoor Unit Product Code: 810175550947



EFFICIENCY RATINGS

Cooling		Heating	
SEER2	20.5	HSPF2.4	13.8
EER2	14.0	COP	3.88

COOLING PERFORMANCE

Cooling (Btu/hr)	
Rated Capacity	9000
Min/Max Capacity	3000~13100
Moisture Removal (L/h)	0.69
Standard Operating Range (°F/°C)	-22~122 (-30~50)
Conditions:	Indoor: 80°F DB/67°F WB Outdoor: 95°F DB/75°F WB

HEATING PERFORMANCE

Heating (Btu/hr)	
1. @ 47°F Rated	9900
1. @ 47°F Min/Max Capacity	3900~16500
2. @ 17°F Rated	10200
3. @ 5°F Rated: Capacity / COP	11900 / 1.85
3. @ 5°F Max: Capacity	11900
Standard Operating Range (°F/°C)	-22~75 (-30~24)
1. Conditions:	Indoor: 70°F DB/60°F WB Outdoor: 47°F DB/43°F WB
2. Conditions:	Indoor: 70°F DB/60°F WB Outdoor: 17°F DB/15°F WB
3. Conditions	Indoor: 70°F DB/60°F WB Outdoor: 5°F DB/5°F WB

INDOOR UNIT SPECIFICATIONS

Indoor Air Flow (Turbo/H/M/L/Si) (CFM)		419.1 / 350.2 / 256.0 / 216.0 / 135.4
Indoor Noise Level (Turbo/H/M/L/Si) (dBA)		NA / 29.5 / 28.5 / 27.5 / 26.0
Indoor static pressure range (in.w.g.)		0-0.8
Dimension (W×D×H)	inch	27.56 x 29.53 x 9.65
	mm	700.0 × 750.0 × 245.0
Package (W×D×H)	inch	36.42 x 33.46 x 11.73
	mm	925 × 850 × 298
Net/Gross Weight	lbs	64.15 / 73.85
	kg	29.1 / 33.5

OUTDOOR UNIT SPECIFICATIONS

Compressor Type		ROTARY
Compressor Model		KTN110D42UFZ
Refrigerant		R454B
Refrigerant Oil Charge (mL)		350
Refrigerant Oil		6.0
Outdoor Air Flow (Max) (CFM)		1471.5
Outdoor Noise Level (dBA)		54.0
Dimension (W×D×H)	inch	31.69 x 12.99 x 21.81
	mm	805.0 × 330.0 × 554.0
Package (W×D×H)	inch	36.02 x 14.57 x 24.21
	mm	915 × 370 × 615
Net/Gross Weight	lbs	72.75 / 78.70
	kg	33 / 35.7

ELECTRICAL SPECIFICATIONS

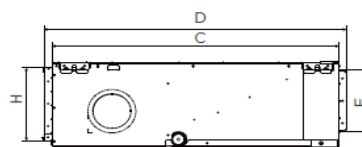

Power Supply		208/230V, 60Hz, 1Ph
System MCA		15.00
Connection Wiring		14#x4
System MOP		15
Compressor RLA		10.4
Outdoor Fan Motor RLA		0.6
Outdoor Fan Motor W		34
Indoor Fan Motor RLA		1.5
Indoor Fan Motor W		165
System Power Input @ Cooling (W)		642 (150 ~ 1260)
System Power Input @ Heating (W)		750 (260 ~1420)
MCA: Min. circuit amps (A)		MOP: Max. overcurrent protection (A)
RLA: Rated load amps (A)		W: Fan motor rated output (W)

REFRIGERANT PIPING SPECIFICATIONS

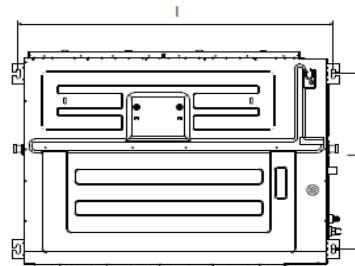
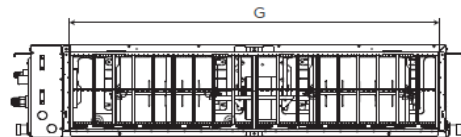
Throttle type (Indoor)		N/A
Throttle type (Outdoor)		EXV
Liquid Size		6.35mm (1/4in)
Gas Size		9.52mm (3/8in)
Max. Piping Length (ft/m)		82.00 (25)
Max. Height Difference (ft/m)		49.20 (15)
Max. Pre-charged Length (ft/m)		24.6 (7.5)
Refrigerant Pre-charged Amount (oz/kg)		35.27 (1.00)
Additional Charge of Refrigerant ((oz/ft)/(g/m))		0.16 (15)
Connection Method		Flared

Indoor Unit Dimensions

Air outlet dimensions



Air inlet dimensions



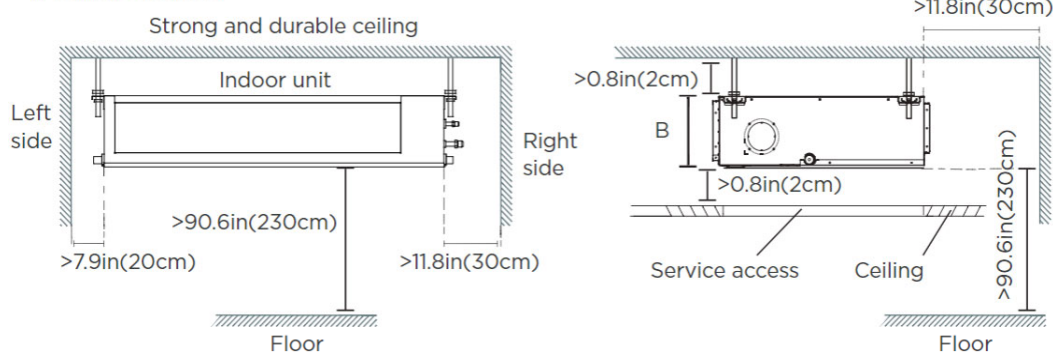
MODEL	OUTLINE DIMENSION				AIR OUTLET OPENING SIZE		AIR RETURN OPENING SIZE		SIZE OF MOUNTED LUG	
	A	B	C	D	E	F	G	H	I	J
9K/12K	27.6/700	9.6/245	29.5/750	31.3/795	20.7/527	7.0/178	23.3/592	8.3/212	29.1/740	25.2/640
18K/24K	39.4/1000	9.6/245	29.5/750	31.3/795	32.6/827	7.0/178	35.1/892	8.3/212	40.9/1040	25.2/640
36K/48K	47.2/1200	11.8/300	29.5/750	31.3/795	40.4/1027	9.2/233	43.0/1092	10.5/267	48.8/1240	25.2/640
55K/60K	55.1/1400	14.9/380	31.5/800	33.3/845	48.1/1223	12.6/320	50.1/1272	13.0/330	56.7/1440	26.3/668

Installation Instructions

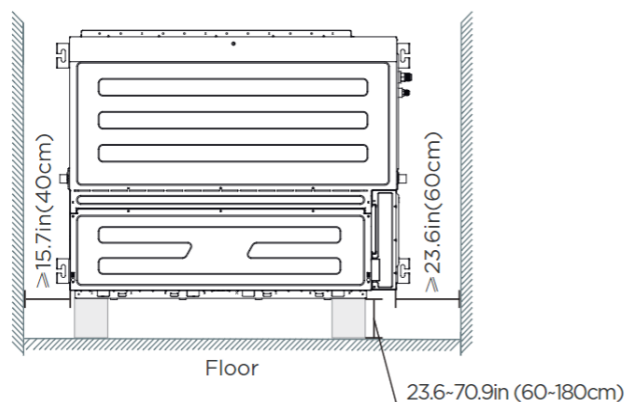
Installation place

The distance between the mounted indoor unit should meet the specifications illustrated in the following diagram.

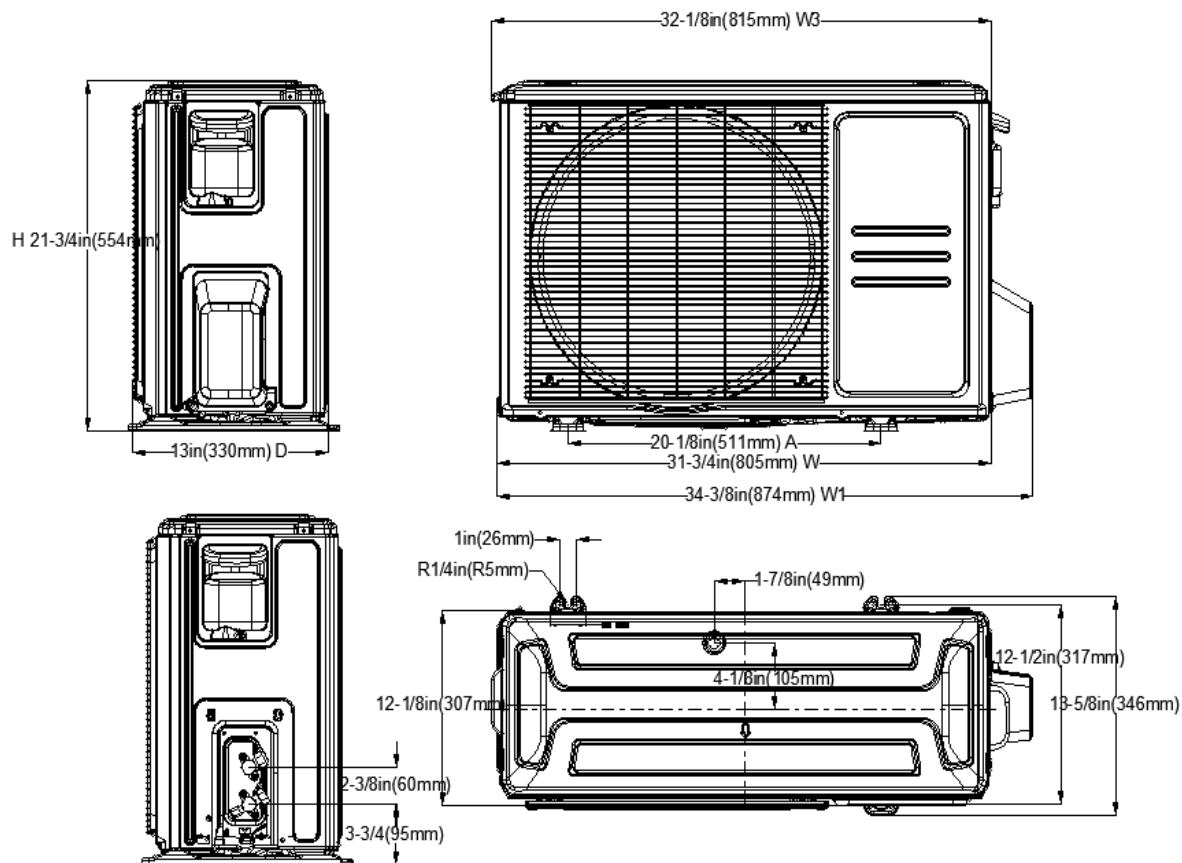
1) Ceiling-mounted



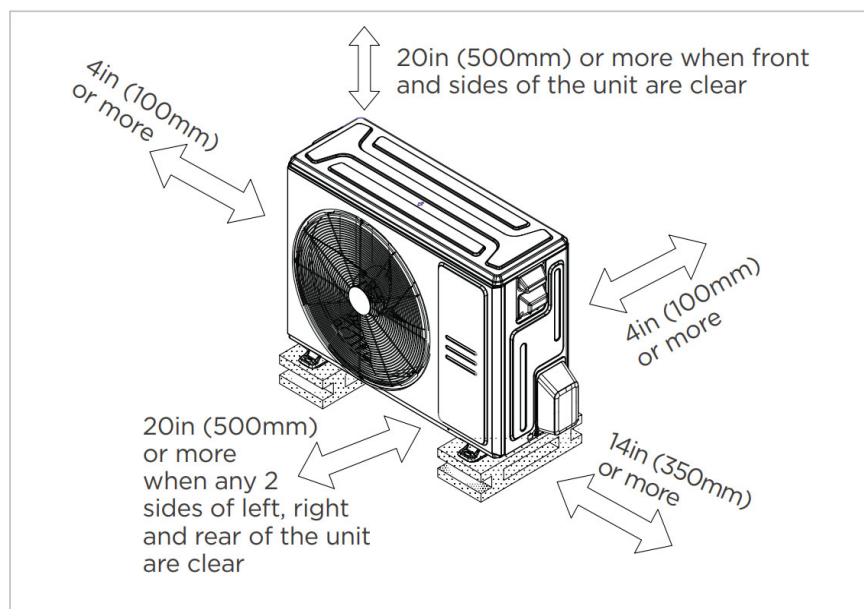
2) Wall-mounted



Outdoor Unit Dimensions

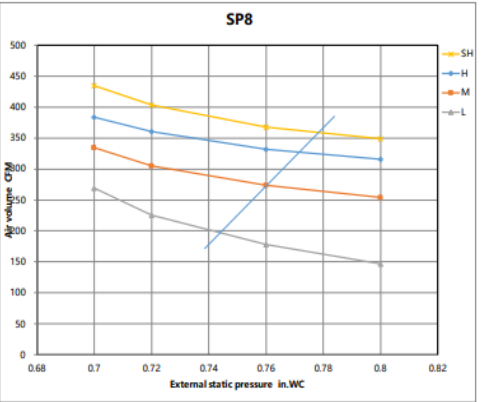
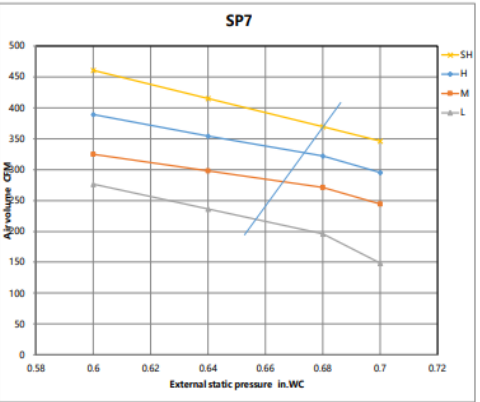
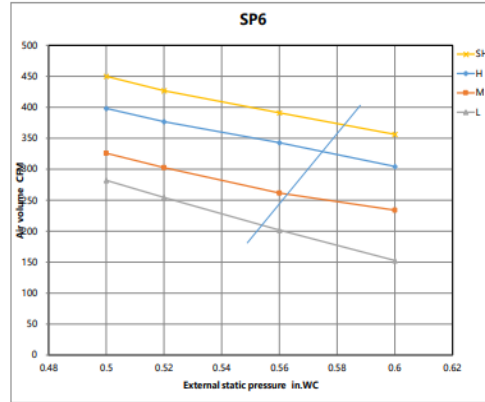
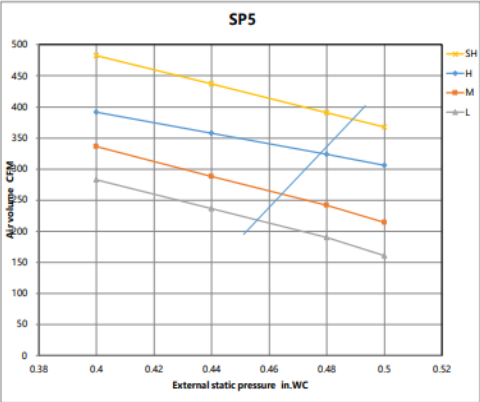
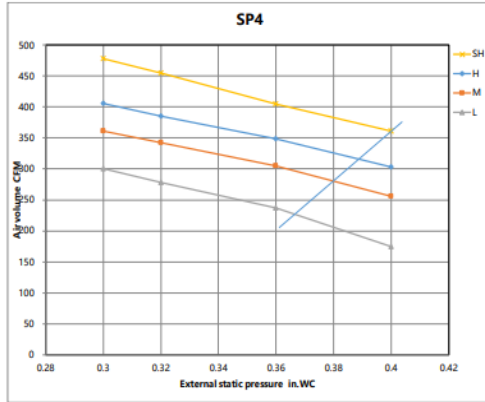
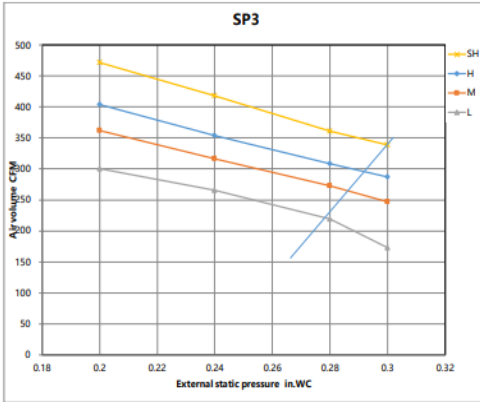
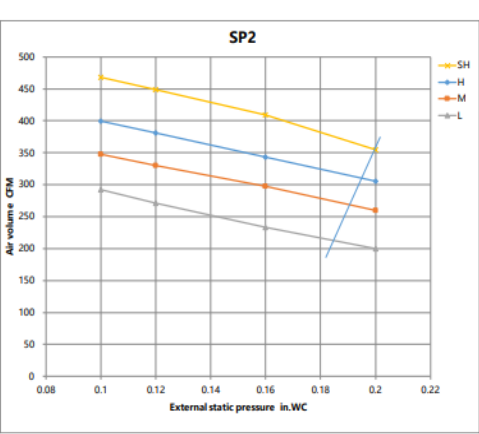
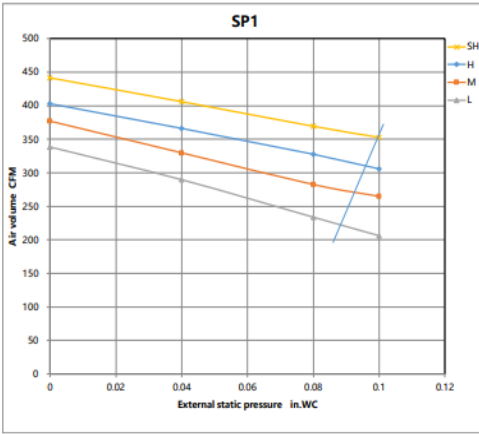


Installation Instructions

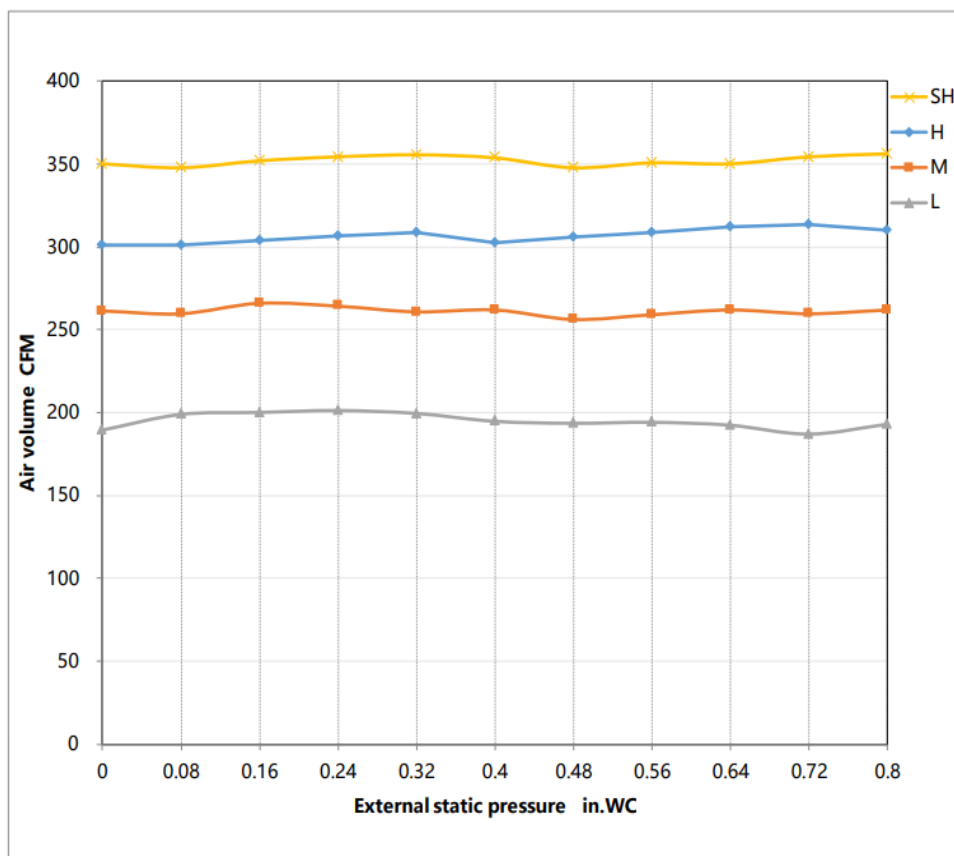


- ☒ Meets all spatial requirements shown in Installation Clearance Requirements above.

Indoor Unit Fan Performance



Constant air volume



Features

- Compatible with both horizontal and vertical installation
- Static pressure up to 0.8 in.w.g (for all models)
- Static pressure setting stages: 8
- Refrigerant leakage detection sensor
- Constant airflow
- Built-in pump
- i-clean
- Fan speed stages: 1~100%
- WiFi capability: through wired controller with built-in WiFi
- OTA (by using wired controller 120N(X6W))
- 2-pin connector (HA/HB) for programmable wired controller
- Multiple control options available:
 - Two way communication wired controller: 120N (X6)
 - Two way communication wired controller with built-in WiFi: 120N (X6W)
 - Infrared wired controller: 120L
 - Wireless remote controller
 - Third-Party 24V Thermostat*

*24V interface is required.